

850 Series Compact Water Softener

For when size really does matter! The ideal choice for apartments, condominiums or other installations with space constraints.



CAN850-45C

Features:

- Exclusive NSF Certified electronic control valve with reliable piston, seal and spacer technology
- NSF Certified fiberglass pressure tank
- WQA Gold Seal approved cation resin
- Ten year warranty on tanks & five years on control
- Rotating 'No Touch' LCD display shows key diagnostics. Know at a glance when your softener last regenerated and the volume remaining
- Quick connect fittings for easy installation
- Unique bypass with space saving integrated meter
- Uses as little as 15 gallons and 2.7 lbs of salt to regenerate!



Sliding cover design for easy salt refill



User-friendly electronics


Item #	Model	Capacity Grains			Flow Rate		Regeneration Water Usage (Gallons)	Mineral Tank Size (IN)	Resin Cu Ft	Brine Tank / Cabinet Size Inches (WxDxH)	Salt Capacity (Lbs)	Ship Weight (Lbs)
		@ 10 lbs/cu ft	@ 6 lbs/cu ft (Factory Setting)	@ 3 lbs/cu ft	Service USGPM	Backwash USGPM						
15010059	CAN850-45C	12,600	11,250	6,930	10.0	2.0	15.4	10 x 17	0.45	13.1 x 19.9 x 22.6	100	54

Assembled Engineered Systems

Standard Features


Space Saving Improved Design

Eliminate 4" and unnecessary connections for neat, quick installations. Bypass with integrated meter avoids 'meter jamming' which is caused from weight of pipes creating torque on turbines causing them to bind and stop metering.




9 inches

Competitive Valve



5 inches

Canature Valve



Integrated Meter in Bypass

High Quality Brine Components

- Closed bottom brine well reduced intrusion of unwanted impurities
- Injection molded brine grids reduce bridging
- Solvent free central tube with spun weld collector avoids glue and solvents
- Injection molded reliable brine valve



Assembled Engineered Systems


Standard Features

Quick Connect Features for Ultimate Convenience

The quick connect bypass included with every unit comes standard with both 90° 3/4" elbows and straight 3/4" NPT connectors. Optional quick connect adaptors include 3/4" straight shark bite and 1" NPT connectors.



All units include Bypass



Standard QC Fittings



Optional Fittings



QC Drain Line with O-ring

- The drain elbow is designed with a quick connect fitting and o-ring seal. It can be inserted and removed over and over.
- No more messing with pipe dope or Teflon tape!



QC Brine Line

- The 3/8" quick connect elbow allows the brine line to be connected in seconds
- Want to change your valve to a filter? Simply add the 3/8" plug!



QC Power Cable

- Simplifies installation or removal of the valve from the tank
- No tangled or wrapped up power cords!